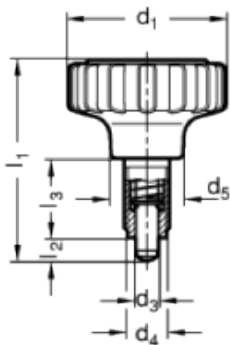
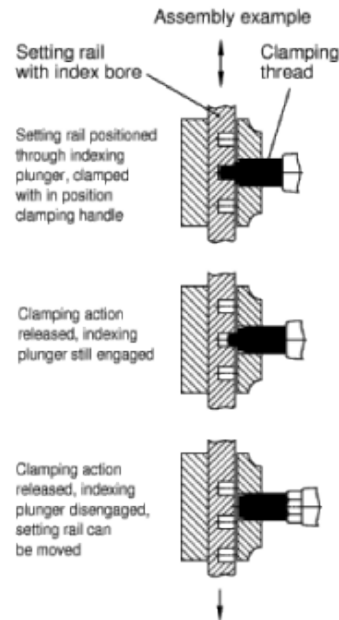
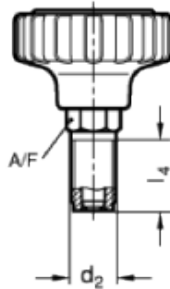


GN 7336.7

Knurled knobs with indexing plungers



Plunger retracted



technical informations

Threaded body

Zinc-plated steel, blue passivated.

Plunger

AISI 303 stainless steel. Suggested matching hole in G7 tolerance.

Knob GN 7336

Plastic, polyamide based (PA) technopolymer, black matte.

Cover cap

Plastic, light grey.

Features and applications

Knurled knobs with indexing plunger GN 7336.7 are used for positioning, securing and clamping adjusting elements at the same time.

The axial movement of the handle (pulling) pulls the indexing plunger from the engaged position against the spring force, with the knurled knob at the same time remaining connected with form-lock to the clamping screw via a hexagonal element, allowing both clamping and releasing.

| Standard Elements | Main dimensions | | | | | | | | | | Spring pressure in N \approx | | Weight |
|------------------------|-----------------|----------------|----------------------------|----------------|----------------|----------------|----------------|----------------|---------------------|-----|--------------------------------|-----------|--------|
| Description | d ₁ | d ₂ | d ₃ -0.02/-0.04 | d ₄ | d ₅ | l ₁ | l ₂ | l ₃ | l ₄ min. | A/F | Preload | Max. load | g |
| GN 7336.7-34-M10x1-5 | 34 | M10x1 | 5 | 8.6 | 15.5 | 44 | 5 | 19 | 17 | 10 | 7 | 17 | 15 |
| GN 7336.7-42-M12x1.5-6 | 42 | M12x1.5 | 6 | 9.9 | 19 | 52 | 6 | 21 | 19 | 12 | 9 | 24 | 41 |
| GN 7336.7-53-M12x1.5-6 | 53 | M12x1.5 | 6 | 9.9 | 22.5 | 59 | 6 | 21 | 19 | 12 | 9 | 24 | 60 |
| GN 7336.7-53-M16x1.5-8 | 53 | M16x1.5 | 8 | 13.9 | 22.5 | 68 | 8 | 28 | 26 | 16 | 11 | 30 | 90 |



STANDARD MACHINE ELEMENTS WORLDWIDE